


# rb digital (formerly Zinio)


1. Go to [www.rbdigital.com/augustava/service/magazines](http://www.rbdigital.com/augustava/service/magazines), select **Register** in the top right, and complete the form.

**Note:** If you used Zinio in the past, you already have an RBdigital account. Use that account to sign into the app.






2. Go to your device's app store and install the **RBdigital app**.

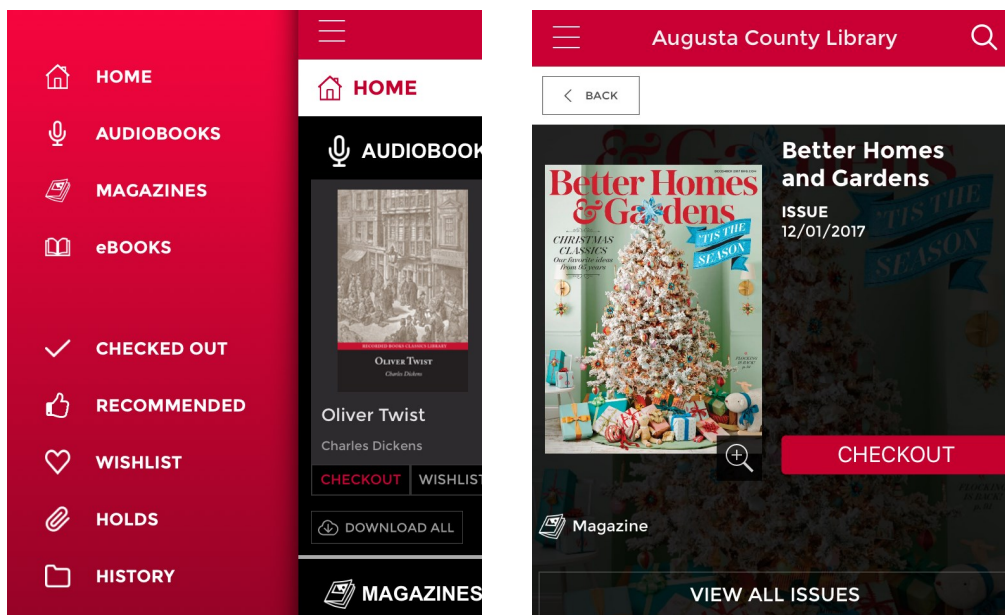
3. Open it and select **USA**. Enter your RBdigital username. Tap **Next**. Enter your RBdigital password and tap **Next**. The app will connect to your account.



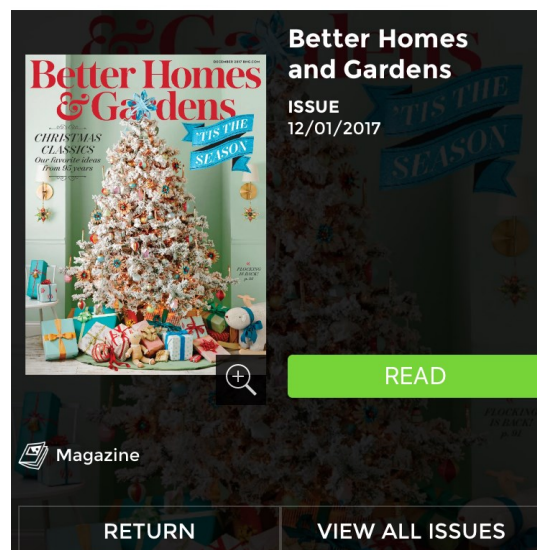
## To borrow and use titles:

### 1. Find and borrow items:

- To browse all titles, tap  and tap **Magazines** or **Ebooks**.
- To search or browse by genre, audience and more, tap  and choose a format. Filter options will update according to your selection.
- Tap a title of interest to learn more.
- Tap **Check Out** to borrow it or **Hold** to place a hold.
- To open a borrowed title, tap  in the top left and tap **Checked Out**.



### 2. Tap **Play**, **Download** or **Read** below a title's cover, or tap the item's cover and then tap **Play** or **Read**.



**Tip:** The first time you tap **Play** (for Audiobooks) or **Read** (for Magazines and eBooks), the title will automatically download. You can ensure that titles will download only on WiFi (as opposed to your data plan) by going to *Menu > Settings > WiFi Only* and selecting **On**.