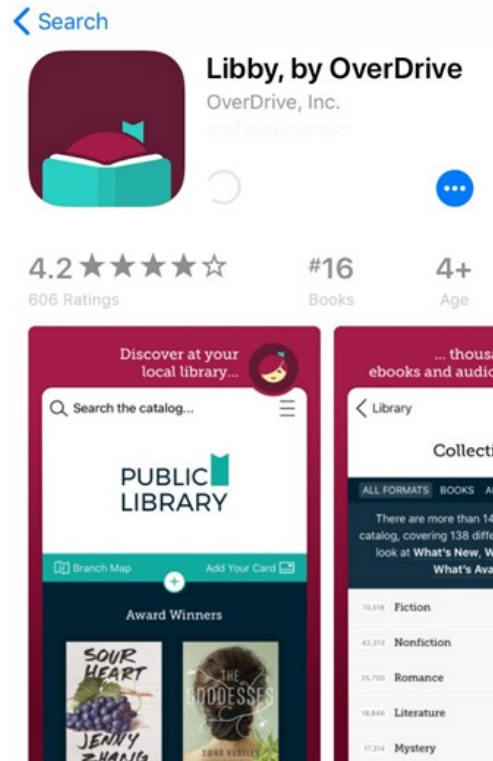


# Libby, by OverDrive



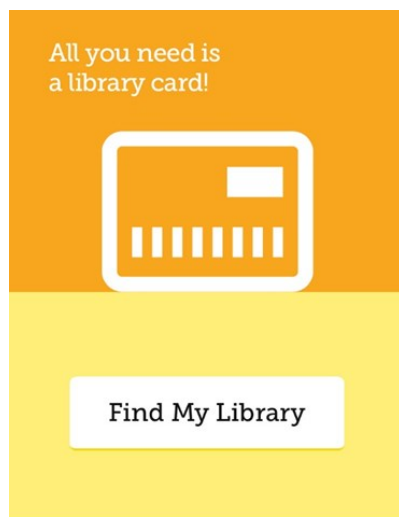
## Step 1

Install the Libby app from your device's app store.

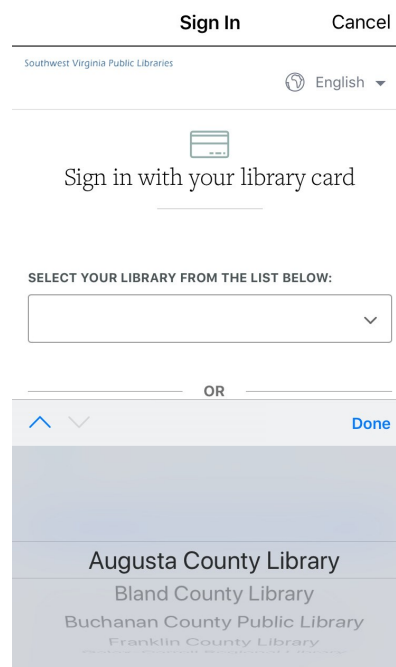


## Step 2

Open Libby and find your library. You can search by library name, city, or zip code.

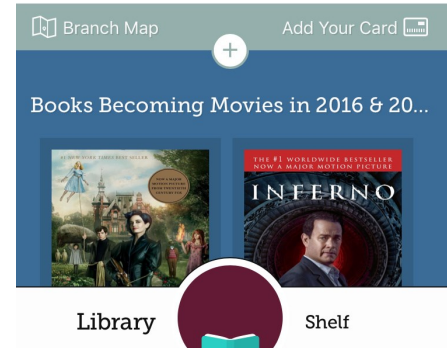
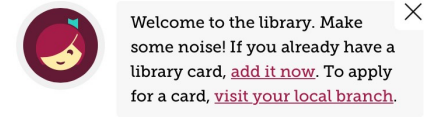


< Back  
Q Search Libraries



### Step 3

Browse your library's collection and borrow a title. When prompted, sign in with a valid library card.



### Step 4

Borrowed titles appear on your **Shelf** and download to the app automatically when you're connected to Wi-Fi, so you can read them when you're offline.

From your **Shelf**, you can:

Tap **Open book** or **Open audiobook** to start reading or listening to a title. Tap the cover image, then **Send to Device** to send a book to Kindle.

